

Features

- **Noise Figure : 2.8 dB (typ)**
- Unconditionally Stable at all temperatures
- Internally Regulated DC Voltage
- 50 Ohm Matched Input/Output
- Field Replaceable 2.92mm K connectors
- Excellent Group Delay and Phase Linearity
- 0.009 inches diameter RF In/Out feed through
- Operating Temp. -40 C to +85 C
- 3 Year Warranty

Options

- **Optimized Performance over Selected Bandwidth**
- Internally DC Block Input (Output DC Block Standard)
- Hermetically Sealed Package
- Improved Gain Flatness
- Improved IN and OUT VSWR
- Gain and Phase matching
- Lower Noise Figure



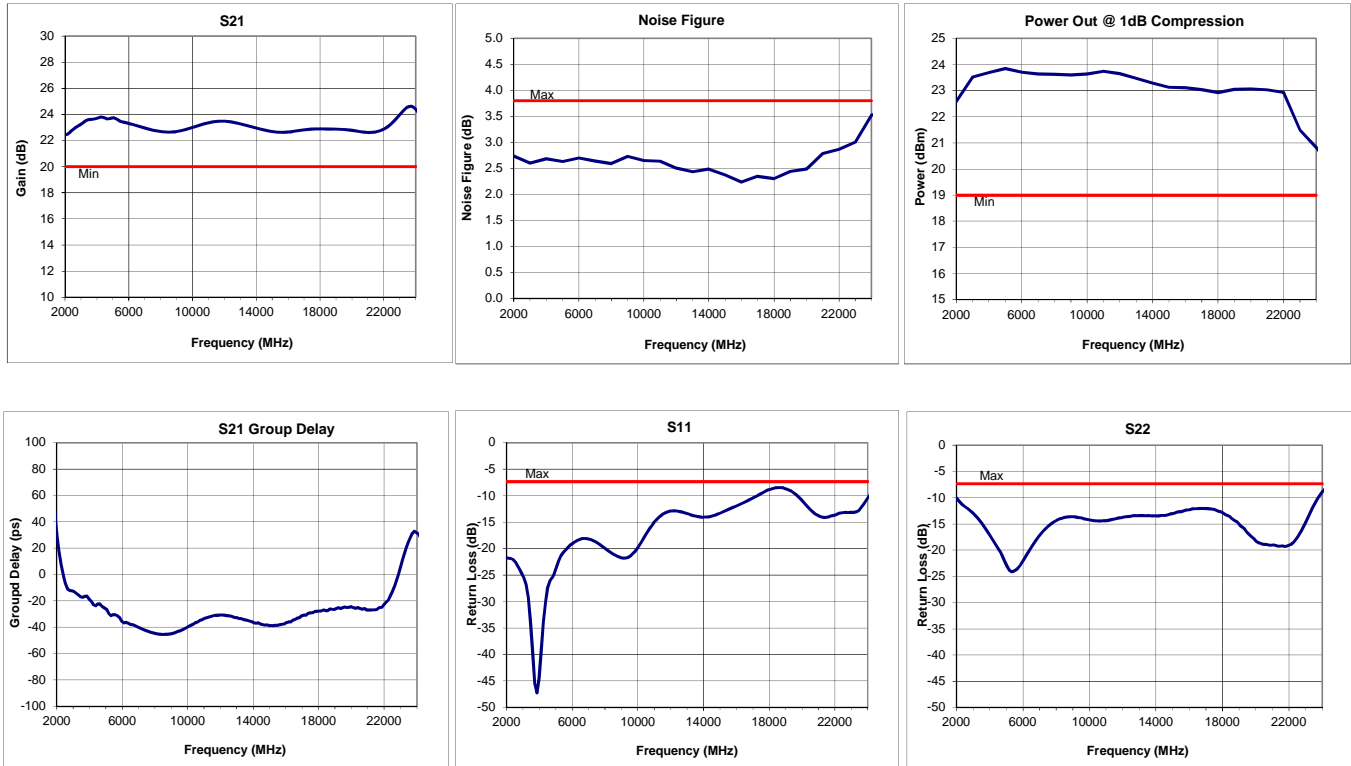
Specifications (23 °C)

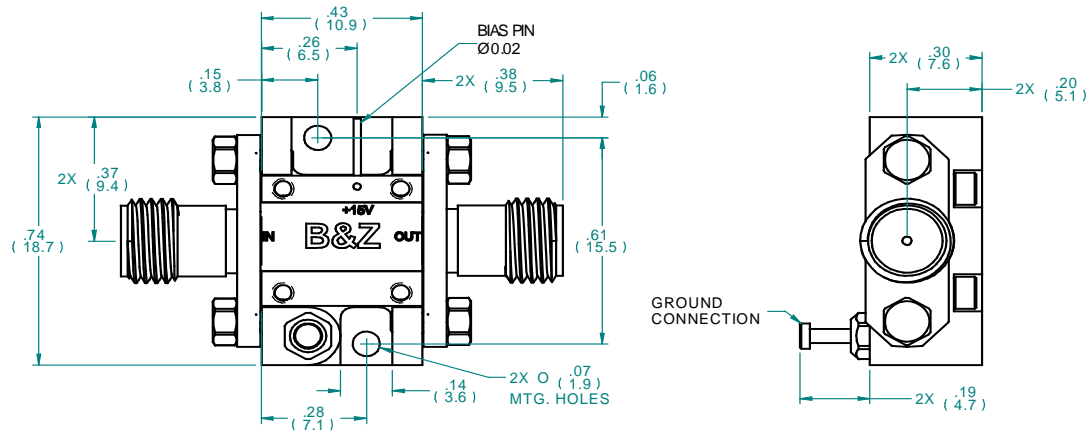
Parameter	Min	Typ	Max	Units
Frequency Range	2	-	24	GHz
Noise Figure*	-	2.8	3.8	dB
Gain	20	23	-	dB
Gain Flatness (+/-)	-	± 1.5	± 2	dB
P1 Output Power	+19	+23	-	dBm
Input VSWR	-	-	2.5:1	
Output VSWR	-	-	2.5:1	
Operating Temperature	-40	-	+85	°C
Non-Operating Temp Range	-65	-	+85	°C
RF Input Power (no-damage)	-	-	+13	dBm
Humidity (non-condensing)	-	-	95	%
Voltage	+12	+12	+15	VDC
Current	-	315		mA
Input Impedance	50			Ohms
RF Connector	2.92mm - Female			
Dimensions	29.9 x 18.7 x 7.6			mm

* Noise Source used for measurement from 2 to 26.5 GHz is HP346C .
NF Uncertainty (approx. 0. 1dB). 0.05 dB due to ENR of HP 346C; and 0.05 dB, due to the gain modulation of the unit, caused by the HP 346C source impedance change in the ON and OFF state.


*** IMPORTANT: UNIT REQUIRES HEATSINK ***

Typical Data





Approx. Actual Size

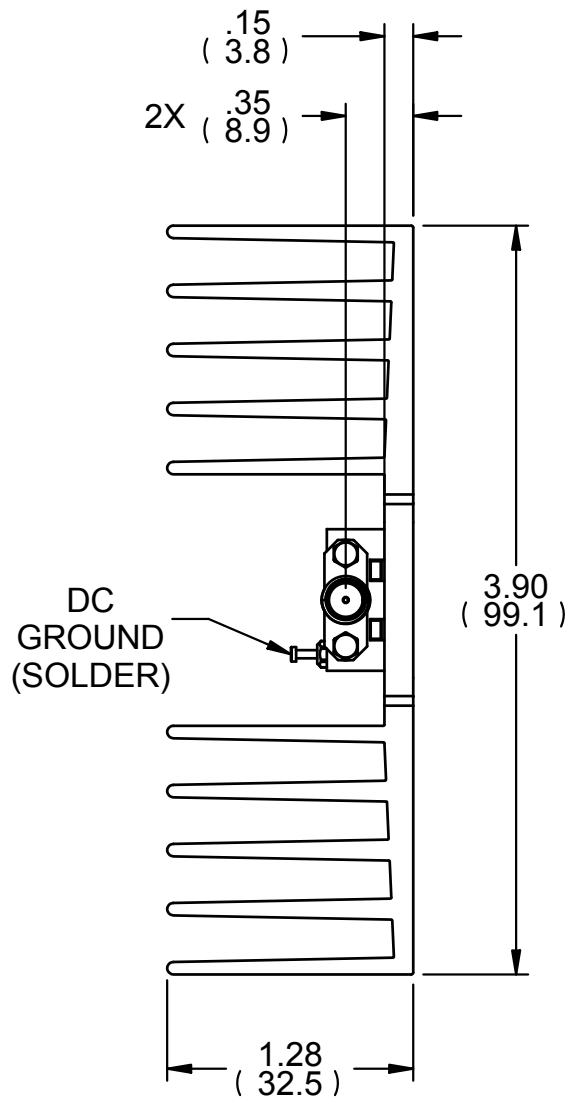
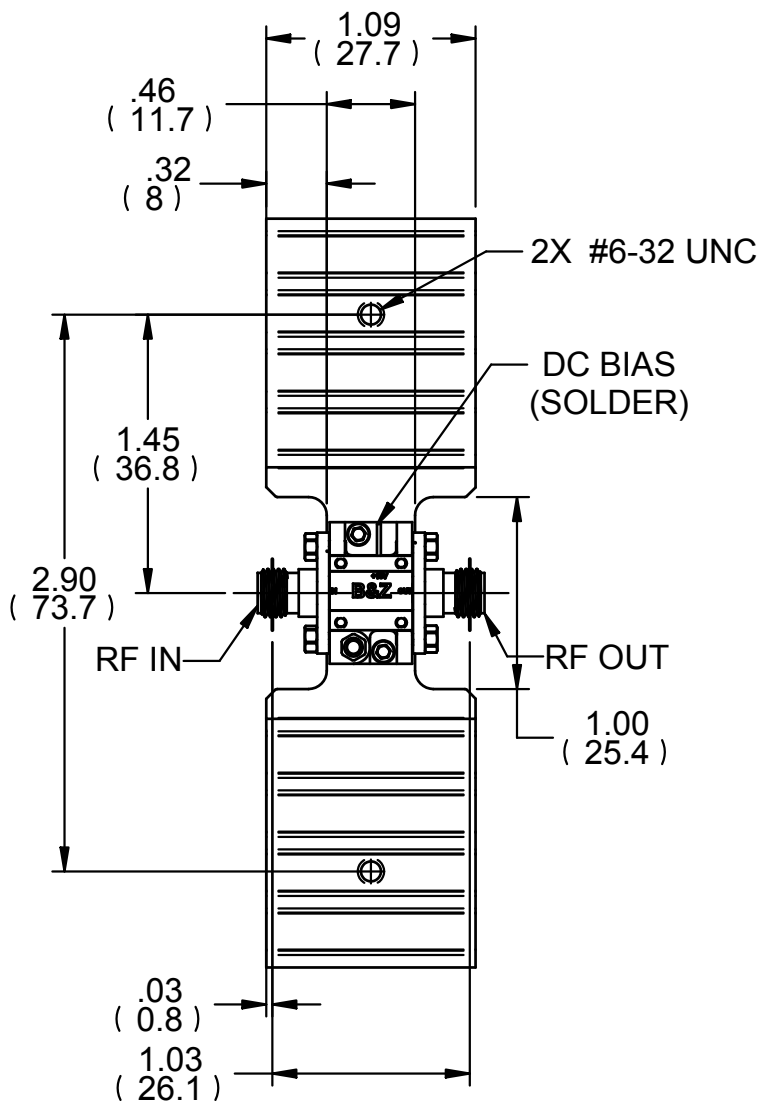


Mounting Drawing



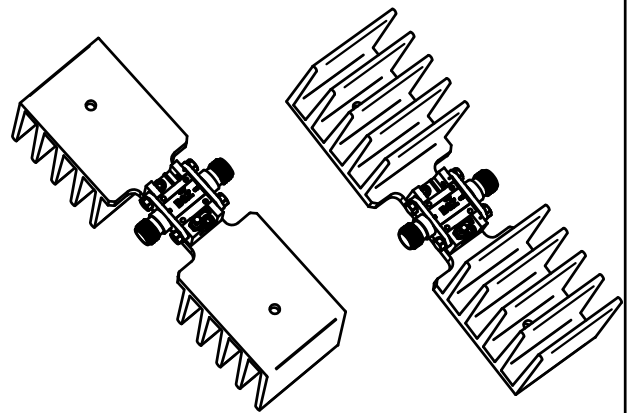
Drop In





NOTES:

1. HEATSINK SURFACE AREA 35.14 SQ. INCHES
2. HEATSINK MATERIAL: ALUMINUM ALLOY
3. APPROXIMATE TEMPERATURE RISE IS 6.5°C/W IN STILL AIR.



B&Z
TECHNOLOGIES

SIZE
A

**OUTLINE,
STD. AMPLIFIER ON HEATSINK**

100169

SCALE

REF. FILE NAME: 100169_A Outline, Std Amplifier on Heatsink

SHEET 1 OF 1

REV. **A**