

Features

- Noise Figure ≤ 3.8 dB
- Unconditionally Stable at all temperatures
- Internally Regulated DC Voltage
- 50 Ohm Matched Input/Output
- Field Replaceable 2.92mm K connectors
- Excellent Group Delay and Phase Linearity
- 0.009 inches diameter RF In/Out feed through
- Operating Temp. -55 C to +85 C
- 3 Year Warranty

Options

- **Optimized Performance over Selected Bandwidth**
- Internally DC Block Input (Output DC Block Standard)
- Hermetically Sealed Package
- Improved Gain Flatness
- Improved IN and OUT VSWR
- Gain and Phase matching
- Lower Noise Figure

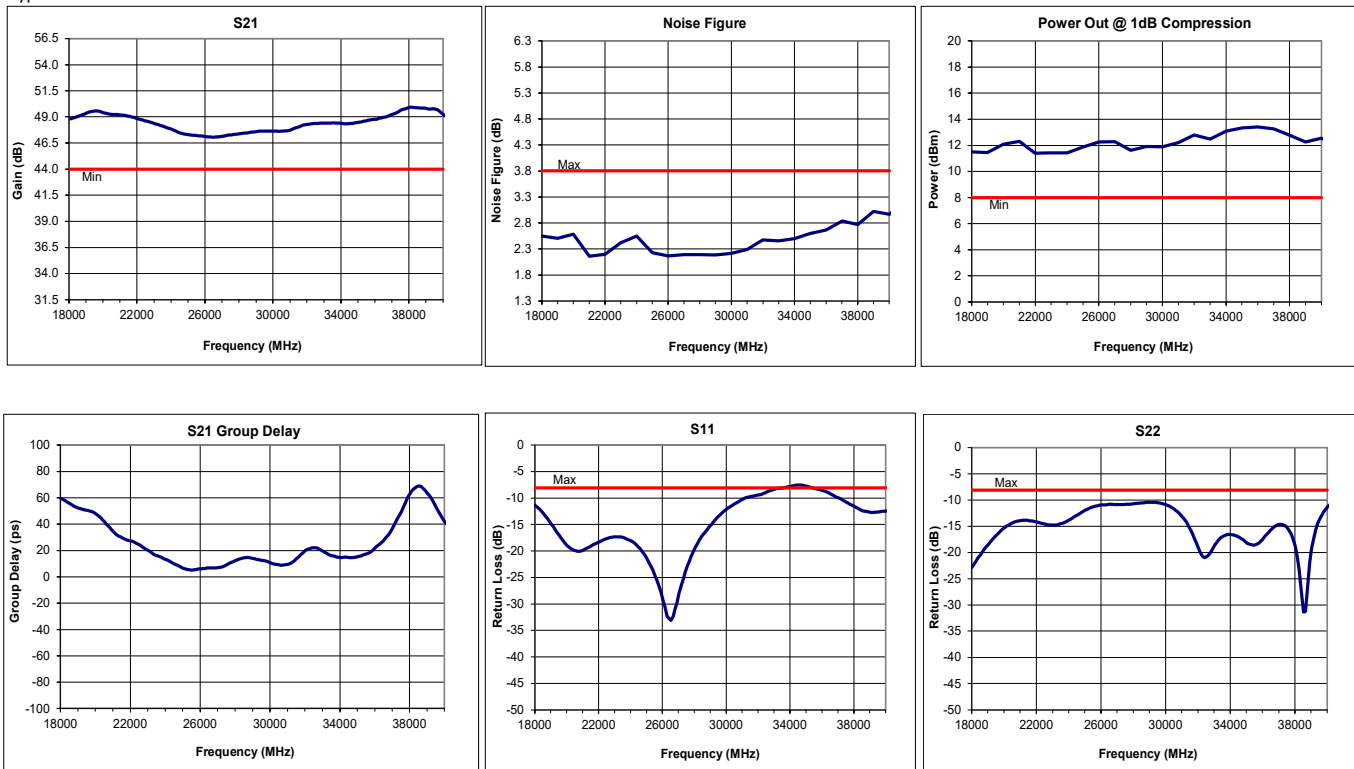


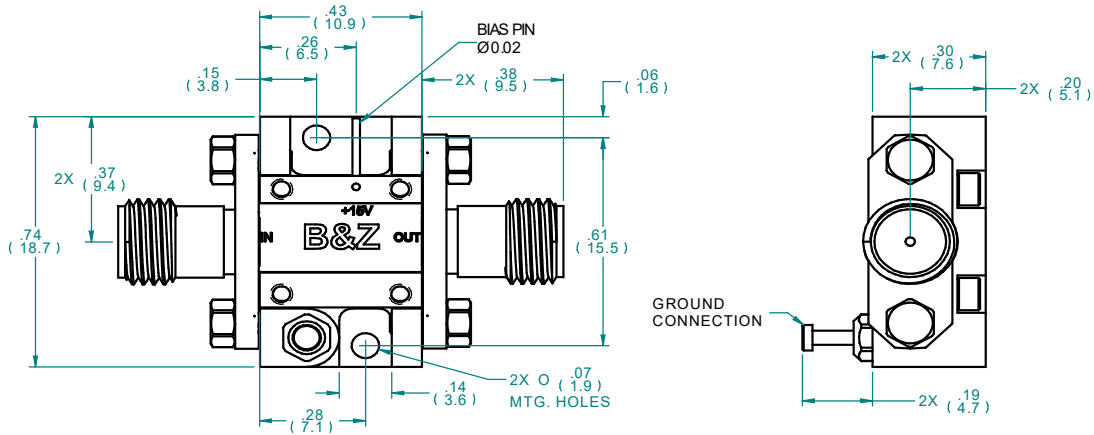
Specifications (23 °C)

Parameter	Min	Typ	Max	Units
Frequency Range	18	-	40	GHz
Noise Figure*	-	-	3.8	dB
Gain	44	-	-	dB
Gain Flatness (+/-)	-	-	± 2.5	dB
P1 Output Power	+8	-	-	dBm
Input VSWR	-	-	2.3:1	
Output VSWR	-	-	2.3:1	
Operating Temperature	-55	-	+85	°C
Non-Operating Temp Range	-65	-	+85	°C
RF Input Power (no-damage)	-	-	+13	dBm
Humidity (non-condensing)	-	-	95	%
Voltage	+8	-	+15	VDC
Current	-	190		mA
Input Impedance	50			Ohms
RF Connector	2.92mm - Female			
Dimensions	29.9 x 18.7 x 7.6			mm

* Noise Source used for measurement from 18GHz to 42 GHz is HP346C-K01 .
NF Uncertainty (approx. 0.3 dB). 0.2 dB due to ENR of HP 346C-K01, and 0.1 dB due to the gain modulation of the unit caused by the HP 346C-K01 source impedance change in the ON and OFF state.

Typical Data

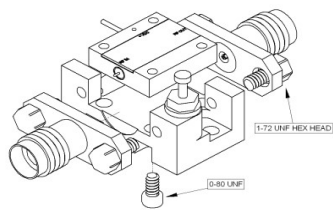




Approx. Actual Size



Mounting Drawing



Drop In

