

Features

- Noise Figure ≤ 4.5 dB
- Unconditionally Stable at all temperatures
- Internally Regulated DC Voltage
- Internally DC Block Input & Output
- 50 Ohm Matched Input/Output
- Field Replaceable 3.5mm SMA connectors
- Excellent Group Delay and Phase Linearity
- 0.009 inches diameter RF In/Out feed through
- Operating Temp. -55 C to +85 C
- 3 Year Warranty

Options

- **Optimized Performance over Selected Bandwidth**
- Hermetically Sealed Package
- Improved Gain Flatness
- Improved IN and OUT VSWR
- Gain and Phase matching
- Lower Noise Figure



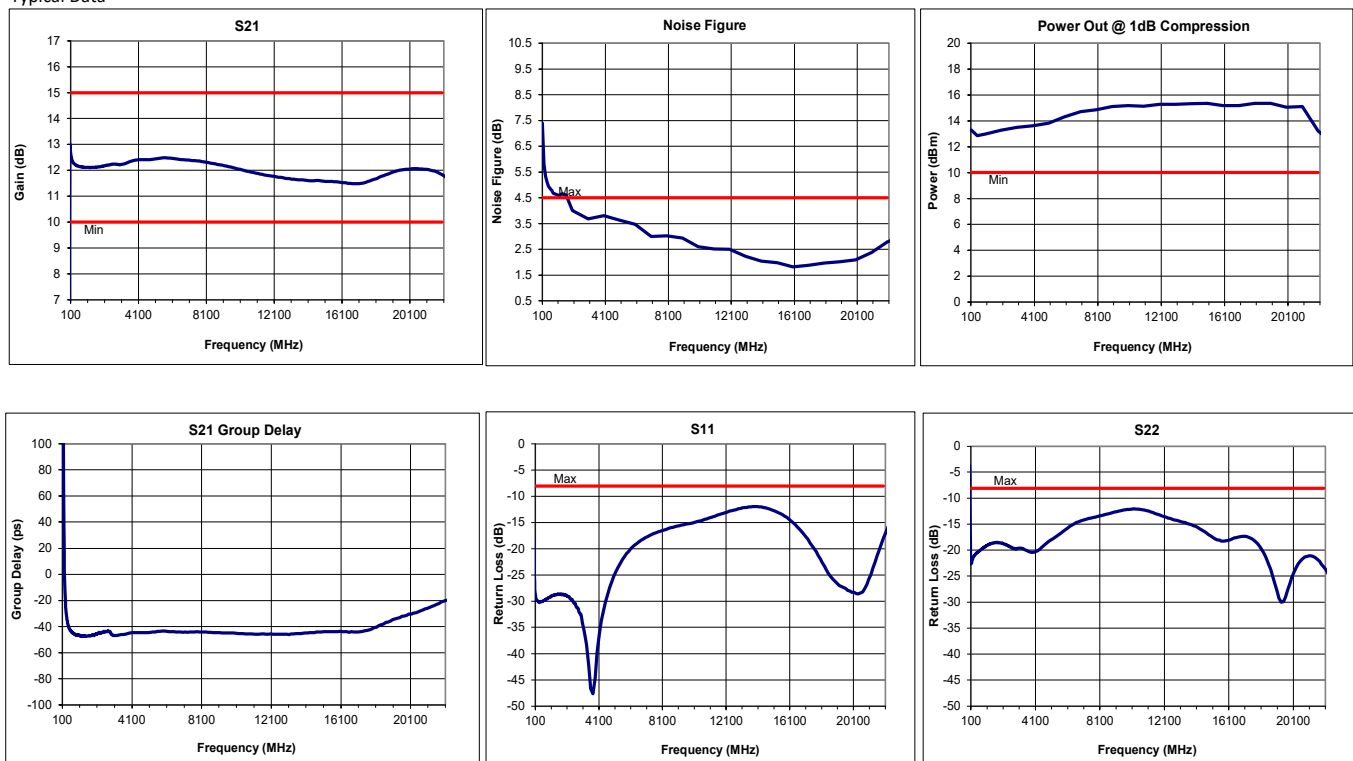
Specifications (23 °C)

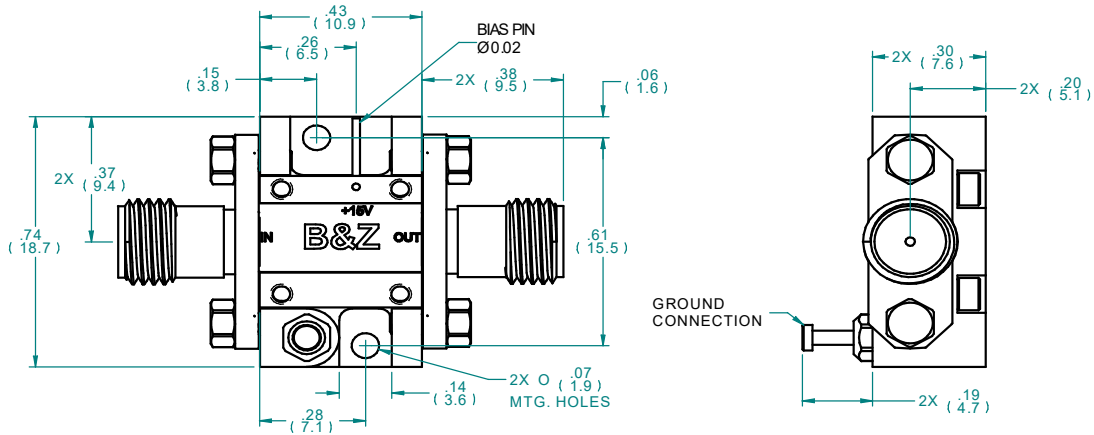
Parameter	Min	Typ	Max	Units
Frequency Range	0.1	-	22	GHz
Noise Figure*	-	4	4.5	dB
Gain	10	11	15	dB
Gain Flatness (+/-)	-	± 1.0	± 1.5	dB
P1 Output Power	+10	+11	-	dBm
Input VSWR	-	2.0:1	2.3:1	
Output VSWR	-	2.0:1	2.3:1	
Operating Temperature	-55	-	+85	°C
Non-Operating Temp Range	-65	-	+100	°C
RF Input Power (no-damage)	-	-	+20	dBm
Humidity (non-condensing)	-	-	95	%
Voltage	+8	+8	+20	VDC
Current	-	80		mA
Input Impedance	50			Ohms
RF Connector (IN/OUT)	3.5mm SMA - Female			
Dimensions	29.9 x 18.7 x 7.6			mm

* Noise Source used for measurement from 0.01 to 26.5 GHz is HP346C .
NF Uncertainty (approx. 0. 1dB), 0.05 dB due to ENR of HP 346C; and 0.05 dB, due to the gain modulation of the unit, caused by the HP 346C source impedance change in the ON and OFF state.

- 1) This unit is AC coupled at the input and output.
- 2) Some specifications will degrade slightly below 500 MHz.
- 3) There is a limiter installed at the input of the amplifier. The limiter protects the amplifier from MODERATE LEVEL ELECTRONIC STATIC DISCHARGE in case the amplifier is installed directly to the antenna in EMC applications.
- 4) The limiter also allows the amplifier to handle up to +20 dBm CW power with no damage.

Typical Data

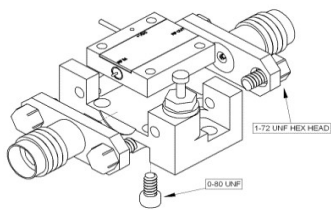




Approx. Actual Size



Mounting Drawing



Drop In

