B&Z TECHNOLOGIES
INNOVATING TO EXCEL

LNA, 8 to 12GHz

Model: BZ-08001200-121040-182020

Description

This is a SATCOM amplifier in the X band, operating in the bandwidth **8.0 to 12 GHz.**

Features

- **Internally Regulated DC Voltage**
- 50 Ohm Matched Input/Output
- Field Replaceable 3.5mm SMA connectors
- Excellent Group Delay and Phase Linearity
- 0.009 inches diameter RF In/Out feed through
- Operating Temp. -55 C to +85 C
- 3 Year Warranty and Lifetime Support

Options

- **Optimized Performance over Selected Bandwidth**
- Internally DC Block Input (Output DC Block Standard)
- Hermetically Sealed Package
- Reverse Polarity Protection
- Gain and Phase matching
- Male or Female Connectors
- Mounted on Heatsink
- Limiting Diode for Higher Input Power Tolerance

Specifications (23 °C)

Parameter	Min	Typ	Max	Units
Frequency Range	8	-	12	GHz
Noise Figure*	-	-	1.2	dB
Gain	40	-	-	dB
Gain Flatness (+/-)	-		±1.8	dB
P1 Output Power	+10	-	-	dBm
Input VSWR	-	-	2.0:1	
Output VSWR	-	-	2.0:1	
Operating Temperature	-55	-	+85	°C
Non-Operating Temp Range	-65	-	+85	°C
RF Input Power (no-damage)	-	-	+13	dBm
Humidity (non-condensing)	-	-	95	%
Voltage	12	-	15	VDC
Current	-	160		mA
Input Impedance	50			Ohms
RF Connector	3.5mm SMA - Female			
Dimensions	29.9x18.7x7.6			mm
Outline	100114			

* Noise Source used for measurement from 0.01 to 26.5 GHz is HP346C .
NF Uncertainty (approx. 0. 1dB). 0.05 dB due to ENR of HP 346C; and 0.05 dB, due to the gain modulation of the unit, caused by the HP 346C source impedance change in the ON and OFF state.

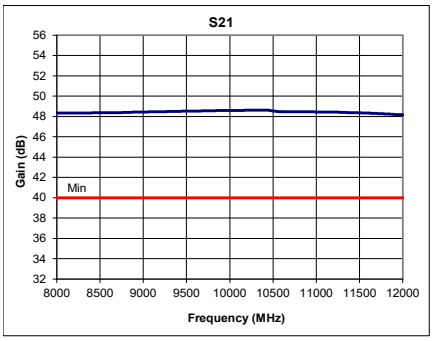

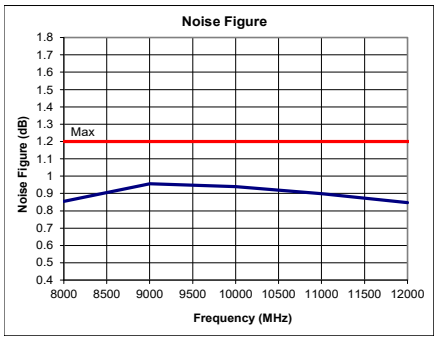

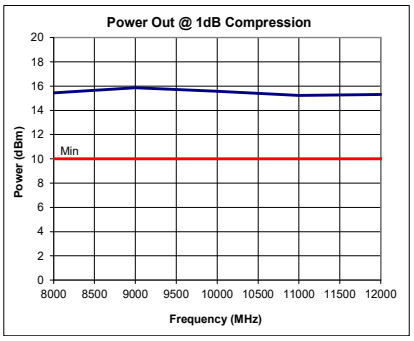

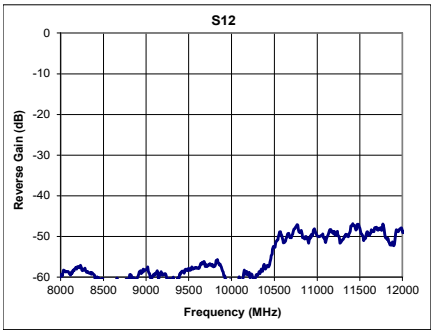

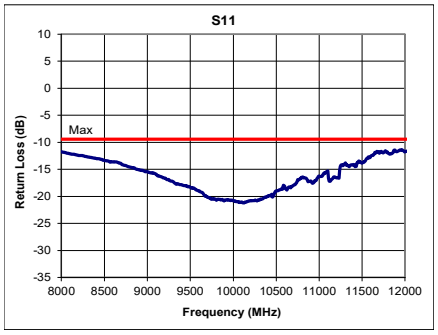

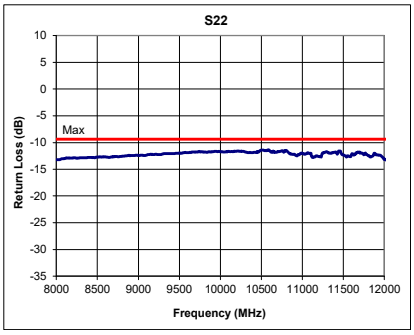

S/N. 13412
Date 8/28/2015

B24-4093E

7 Technology Drive • East Setauket • New York 11733
Phone: (631) 675-9666 • Fax: (631) 675-9667 • info@bnztech.com • www.bnztech.com