B&Z TECHNOLOGIES
INNOVATING TO EXCEL

**LNA, 17.7 to 21.2GHz**

***Model: BZWP-17702120-101K103743-151415***



## Description

This is a low-noise amplifier,
operating in the bandwidth **17.7 to 21.2 GHz.**

## Features

- **Noise Figure ≤ 1.3 dB**
- Internally Regulated DC Voltage
- 50 Ohm Matched Input/Output
- Field Replaceable 2.92mm K connectors
- Excellent Group Delay and Phase Linearity
- 0.009 inches diameter RF In/Out feed through
- Operating Temp. -55 C to +85 C
- 3 Year Warranty and Lifetime Support

## Options

- **Optimized Performance over Selected Bandwidth**
- Internally DC Block Input (Output DC Block Standard)
- Hermetically Sealed Package
- Reverse Polarity Protection
- Gain and Phase matching
- Male or Female Connectors
- Mounted on Heatsink
- Limiting Diode for Higher Input Power Tolerance

## Specifications (23 °C)

| Parameter | Min | Typ | Max | Units |
|---|---|---|---|---|
| Frequency Range | 17.7 | - | 21.2 | GHz |
| Noise Figure* | - | - | 1.3 | dB |
| Gain | 37 | - | 43 | dB |
| Gain Flatness (+/-) | - | | ±1.5 | dB |
| P1 Output Power | +10 | - | - | dBm |
| Input VSWR | - | - | 1.4:1 | |
| Output VSWR | - | - | 1.5:1 | |
| Operating Temperature | -55 | - | +85 | °C |
| Non-Operating Temp Range | -65 | - | +85 | °C |
| RF Input Power (no-damage) | - | - | +13 | dBm |
| Humidity (non-condensing) | - | - | 95 | % |
| Voltage | 12 | - | 15 | VDC |
| Current | - | 170 | | mA |
| Input Impedance | 50 | | | Ohms |
| RF Connector | 2.92mm K - Female | | | |
| Dimensions | | | | mm |
| Outline | 100194 | | | |

* Noise Source used for measurement from 0.01 to 26.5 GHz is HP346C .
NF Uncertainty (approx. 0. 1dB). 0.05 dB due to ENR of HP 346C; and 0.05 dB, due to the gain modulation of the unit, caused by the HP 346C source impedance change in the ON and OFF state.

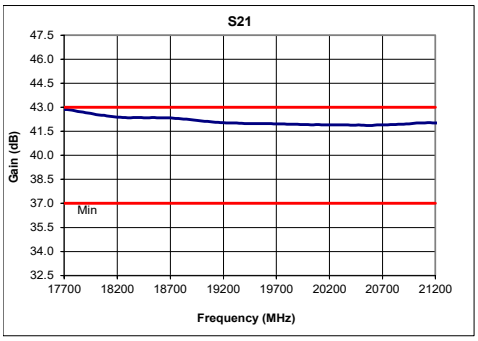


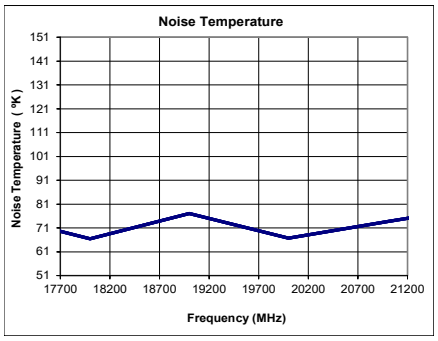


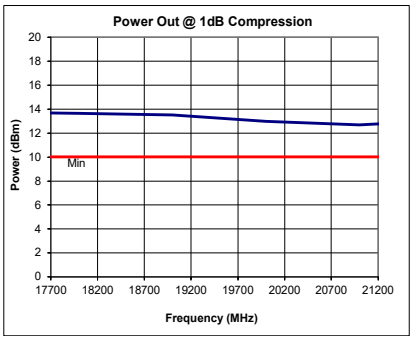


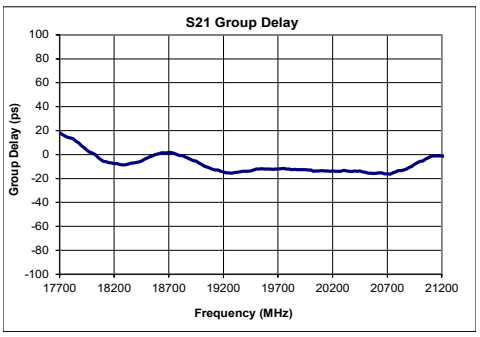


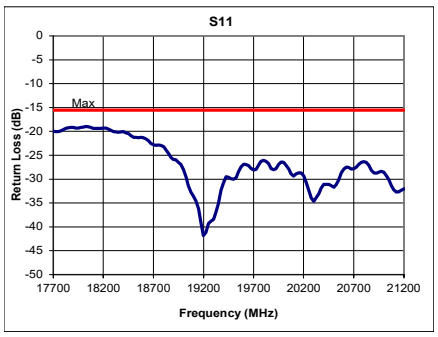


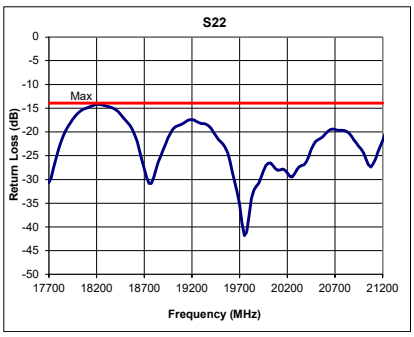


**S/N.** 18207
**Date** 4/11/2018

B2R45158

7 Technology Drive • East Setauket • New York 11733
Phone: (631) 675-9666 • Fax: (631) 675-9667 • info@bnztech.com • www.bnztech.com